

STEADY AS SHE GOES SESSION SETS
CULTURE VANNIN

Set 1

Car ny Ferrishyn

4' 4' 6' 4' 4' 6' 3' 4' 5' 6' 0 6' 5' 4' 4' 6' 3' 4' 5' 6'

1. A D 2. A D

0 2 1 0 6' 6' 0 2 1 0 6' 5' 4' 3'

Bm Em A D G

2' 2' 4' 1' 1' 2' 3' 3' 5' 2' 2' 3' 4' 4' 6' 3' 4' 5' 6'

1. A D 2. A D

0 6' 5' 4' 6' 5' 4' 3' 0 2 1 0 6' 6'

Car Juan Nan

2 6' 2 3 4 6 4 2 1 3 1 6' 0 2 1 0

1. G A D 2. G A D

6' 2 3 4 6 4 2 1 6' 0 5' 6' 2 1 6' 0 5' 6' 5'

D G A D G A

4' 4' 5' 4' 3' 2' 3' 4' 5' 6' 0 6' 5' 4' 4' 5' 4' 3' 2' 4' 5' 6' 0 1 2 1 0

D G A D G A D

6' 2 3 4 6 4 2 1 3 1 6' 0 2 1 0 6' 2 3 4 6 4 2 1 6' 0 5' 6'

Set 2

Illiam y Thalhear

Musical notation for Illiam y Thalhear, 2/4 time signature, key of D major. The piece consists of two staves of music. The first staff has a melody with notes G4, A4, B4, C5, B4, A4, G4, F#4, E4, D4, C4. The second staff has a bass line with notes G2, A2, B2, C3, D3, E3, F#3, G3, A3, B3, C4, D4. Chords are indicated above the notes: Am, C, D, Em, Am, C, D, Em. Fingerings are indicated below the notes: 2 1/2 6' 5' 5' 4' 6' 5' 2 2 1/2 6' 5' 5' 4' 6' 5' for the first staff, and 1/2 1/2 1 2 2 3 2 2 5 2 1 3 2 for the second staff.

Flutter Dance

Musical notation for Flutter Dance, 4/4 time signature, key of D major. The piece consists of four staves of music. The first staff has a melody with notes G4, A4, B4, C5, B4, A4, G4, F#4, E4, D4, C4. The second staff has a bass line with notes G2, A2, B2, C3, D3, E3, F#3, G3, A3, B3, C4, D4. Chords are indicated above the notes: Am, G, Em. Fingerings are indicated below the notes: 1/2 2 2 5' 1/2 2 2 1 1/2 6' 6' 1/2 1 1 2 3 1 5 for the first staff, 1/2 2 2 5' 1/2 2 2 1 1/2 6' 1 2 3 2 2 for the second staff, 1/2 5' 5' 4' 3' 2' 5' 5' 4' 3' 2' 5' 5' 6' 1/2 5' 1 5' for the third staff, and 1/2 5' 5' 4' 3' 2' 5' 5' 4' 3' 2' 5' 6' 1/2 1 2 for the fourth staff.

When this tune is used for dancing there are no repeats of the A and B sections. In sessions, you have to listen out to the person who starts the tune to see if the sections will be repeated or not! Flutter Dance also works well as a jig - it's easy enough to work out how to put it into 6/8 with a few passing notes.

Set 3

Eunyssagh Vona

6 3 3 2 1 2 3 2 2 1 1/2 1 2

3 3 1 6' 1 3 4 2 6 4 2 6

3 3 2 1 2 3 2 2 1 1/2 1 2

1 6' 1 3 2 1/2 2 4 3 3 3 1 1/2

6' 6' 1/2 1 1/2 6' 1/2 1/2 1 2 1 1/2

1 1 2 3 2 1 2 3 4 5 6 5 4 6

1 1 2 3 2 1 1/2 1/2 1 2 1 1/2

1 2 3 1 2 3 4 2 3 3

Step Dance

G Em C G G
 6 3 1 2 3 2 1 5 5 6 3 3 2 1 1/2 6' 1 1 6'
 C Bm Am D G Em G
 5' 4' 3' 5' 6' 1 1/2 1 2 3 2 1 6 3 1 2 3 2 1 3 3

The Tiger can be attached to Step Dance if you play an introduction, otherwise it stands alone.

The Tiger

D G A D
 2 6' 6' 6' 4 3 2 2 4 6 6 6 6 5' 4' 6' 4' 3' 2' 3' 4'
 A D Em
 5' 6' 0 1 2 5' 4' 6' 4' 3' 2' 3' 4' 5' 6' 0 1
 A D G A D
 2 2 6' 6' 6' 4 3 2 2 4 6 6 6 6

Set 4

Peter O' Tavy

Musical score for Peter O' Tavy, featuring four staves of music with chords and fingerings. The key signature is one sharp (F#) and the time signature is 6/8. The first two staves are for the right hand, and the last two are for the left hand. Chords are indicated by letters G, D, C, and G. Fingerings are indicated by numbers 1-6 and primes (3', 6').

Staff 1 (RH): G, D, G. Fingerings: 3 3 3 3 3, 2 6 2, 2 4 6 2 4 6, 6 5 4 3 6.

Staff 2 (RH): D, G. Fingerings: 3 3 3 3 3, 2 6 2, 2 4 6 6 5 4 3 3.

Staff 3 (LH): C, D, C, G, D. Fingerings: 3' 6' 3' 6', 3' 4' 5' 6', 5' 5' 6' 1/2 1, 6' 1/2 1 2.

Staff 4 (LH): G, C, D, G, D, G. Fingerings: 3' 6' 3' 6', 3' 4' 5' 6', 6' 1/2 1 2 3 4, 3 3.

Gyn Ennym

Musical score for Gyn Ennym, featuring four staves of music with chords and fingerings. The key signature is one sharp (F#) and the time signature is 6/8. The first two staves are for the right hand, and the last two are for the left hand. Chords are indicated by letters G, D, C, and G. Fingerings are indicated by numbers 1-6 and primes (6').

Staff 1 (RH): G, D, G, C. Fingerings: 6 3 3 3 1 6', 6' 5' 6' 1 3, 2 2 2 3 2, 1 2 3 5 6.

Staff 2 (RH): G, C, D, G. Fingerings: 3 3 3 1 6', 6' 5' 6' 1 3, 2 1 1/2 2 3 2, 3 _____.

Staff 3 (LH): C, G, C. Fingerings: 6' 5' 5' 5' 6' 5' 4' 3' 5', 6' 1 1 2 3, 1 2 3 5 6.

Staff 4 (LH): G, C, D, G. Fingerings: 3 3 3 1 6', 6' 5' 6' 1 3, 2 1 1/2 2 3 2, 3 _____.

Hie mee stiagh

1 1/2 6' 3 1 1/2 6' 3 1 1/2 6' 1 3 1 6'

1 1/2 6' 3 1 1/2 1 2 1/2 1 3 2 3 4 3 3

3' 3 1 1/2 1 2 3' 3 1 6'

3' 3 1 1/2 1 2 1/2 1 3 2 3 4 3 3

This is also known as The Cutting of the Turf after a dance created by Philip Leighton Stowell. The original song entitled 'Hie mee stiagh' is x-rated!

Set 5

Smuggler's Lullaby

D A7 D D A
 6 5 4 3 2 2 3 3 4 6 6 5 4 3 2 2 6' 2
 D A7 D D A D
 6 5 4 3 2 2 3 3 4 6 6 5 4 3 2 6 5 6
 D A D D A D
 6' 4 5 5 4 6 5 4 3 2 6 5 6

Chanter's Tune

Irish Trad.

Dm Am
 6 6 2 3 5 6 6 1/2 1 1/2 6' 2 2 3 5 1/2 1 1/2 2 3 5
 Dm Am Dm
 6 6 2 3 5 6 6 1/2 1 1/2 6' 2 2 3 5 6 6
 Am Dm Am
 2 1 1/2 1 1/2 2 3 2 1 1/2 1 1/2 6' 2 2 3 5 1/2 1 1/2 2 3 5
 Dm Am Dm
 6 6 2 3 5 6 6 1/2 1 1/2 6' 2 2 3 5 6 6

Chanter's Jig

arr. The Mollag Band

6/8

Dm Am

6 6 2 3 5 6 6 1/2 1 1/2 6' 2 2 3 5 1/2 1 1/2 2 3 5

Am Am Dm

6 6 2 3 5 6 6 1/2 1 1/2 6' 2 2 3 5 6 6 6 6

Am Dm Am

2 1 1/2 1 2 3 2 1/2 1 1/2 6' 2 2 3 5 1/2 1 1/2 2 3 5

Dm Am Dm

6 6 2 3 5 6 6 1/2 1 1/2 6' 2 2 3 5 6 6 6 6

Set 6

Arrane ny Guilley-Hesheree

6/8

Bm A G F#m

0 6' 4' 6' 0 5' 0 1 2 1 0 1 2 4 0

Bm G F#m

6' 4' 6' 0 5' 0 1 0 6' 5' 4' 0

Bm G F#m

6' 4' 6' 0 5' 0 1 2 1 0 1 2 4 2

Bm A G F#m Bm

1 6' 0 1 2 1 0 6' 1 0 2 1

Jenny is all the Go

Musical score for 'Jenny is all the Go' in G major, 6/8 time. The score consists of three staves of music with guitar chords and fret numbers indicated below the notes.

Staff 1: Chords Bm, F#m, A, Em, A. Fret numbers: 4' 4' 4' 4' 5' 4' 5' 0 2 5' 5' 5' 0

Staff 2: Chords Bm, G, Bm, F#m. Fret numbers: 1 0 6' 5' 4' 1 0 6' 5' 4' 1' 2' 3' 4' 5'

Staff 3: Chords A, Bm, G, F#m, Bm. Fret numbers: 2' 0 6' 5' 6' 0 1 0 6' 5' 4' 4' 5' 0 1

Creg Willy Syl

Musical score for 'Creg Willy Syl' in G major, 6/8 time. The score consists of four staves of music with guitar chords and fret numbers indicated below the notes.

Staff 1: Chords D, G. Fret numbers: 2 2 2 4 2 1 2 4 1 1 1 2 1 0 6' 0 1

Staff 2: Chords D, Bm, 1. A, 2. A, D. Fret numbers: 2 2 2 4 2 1 2 4 4' 5' 6' 1 2 1 0 4 2 1 0 6'

Staff 3: Chords D, A, G. Fret numbers: 4' 4' 4' 6' 4' 3' 4' 6' 2' 4' 5' 6' 1 0 1 2

Staff 4: Chords D, A, G, D. Fret numbers: 4' 4' 4' 6' 4' 3' 4' 6' 2' 4' 5' 6' 1 0 6'

Set 7 Arrane ny Niece

1 1 6' 1 2 3 1 1 6' 1 2 3 2 2 1 2 3 2 2 1 2 3

1 1 6' 1 2 3 1 1 6' 1 2 3 2 2 1 2 5 3

5' 6' 5' 1 2 3 5 2 2 2 3 5 2 2

5' 6' 5' 1 2 3 6 3 3 3 4 6 3 3

Arrane ny Niece - swing version (Mactullagh Vannin)

1 2 6' 1 2 3 2 1 2 6' 1 2 3 1

2 1 1 1/2 1 1 2 1 2 3 2

1 2 6' 1 2 3 2 1 2 6' 1 2 3 1

2 2 1 2 3 5 3 3 4 3 2 3 1 0 6'

Chords: C, G, Am, C, G, C_{sus}²

Fret numbers: 5' 6' 5' 1 2 3, 5 2 2 3 2 2 3 5 2 2 3 2 1 0 6', 5' 6' 5' 1 2 3 6 3 3 4, 3 3 4 6 3 3 4 3 1 0 6' 3

Repeat signs and first/second endings are present.

Cum yn Shenn Oanrey Cheh

Chords: G, D/F#, Bm, F, C, G, D/F#, F, D, G, G, Dm, C, G, F, D, G

Fret numbers: 6 6 3 3 3 4 3 2 1 1/2 6' 5' 4 1/2 5' 6' 6' 1/2 2 2 3 5 5 6, 6 3 3 3 4 3 2 1 1/2 6' 5' 4 1/2 5' 6' 1/2 2 4 3 3, 3' 3' 6' 3' 3' 6' 3' 3' 4' 3' 1 1/2' 2 3 4 1/2' 6' 6' 6' 1/2 6' 1/2 1 1/2' 2 3, 3' 6' 3' 3' 6' 3' 3' 4' 3' 1 1/2' 2 3 4 1/2' 6' 6' 1/2 2 4 3 3

Repeat signs and first/second endings are present.

Set 8

Arrane Sooree

12

1 2 3 3 4 5 2 4 6 5 4 3 5 5 5 5 4

3 2 1 0 6' 0 1 2 1 1 6' 0 1 5 4

3 2 1 0 6' 6' 1 0 6' 5' 5' 6' 0 1 1 2

3 3 4 5 2 4 6 5 4 3 5 5 5

Ta Dick Veg er Yannoo Mie

5 3 3 3 4 5 5 4 3 2 1 1 2 2 3 4 5 6

5 3 3 3 4 5 5 4 3 2 1 6' 0 1 2 3 4 3 4 5

Variation/Counter Melody - often used as B tune

1 5' 5' 5' 6' 1 2 3 2 1 1 1 2 2 3 4 5

6 1 6' 5' 5' 6' 1 2 3 2 1 1 6' 0 1 2 3

4 3 4 5 1 6' 5' 5' 6' 1 2 3 2 1

1 1 2 2 3 4 5 6 5 3 3 3 4 5

5 4 3 2 1 6' 0 1 2 3 4 3 4 5

Hunt the Wren - Shelg yn Drean

2 6' 6' 6' 2 4 6 6 6 6' 5' 5' 5' 5' 4' 5' 6' 0 1 2

6' 6' 6' 2 4 5 4 3 3 2 2 6' 2 4 6 6 6

4 4 4 5 6 6 4 3 2 1 1 6' 1 2 3 4 5

6' 6' 6' 2 4 6 6 6 6' 5' 5' 5' 5' 4' 5' 6' 0 1 2

6' 6' 6' 2 4 5 4 3 3 2 2 6' 2 4 6 6 6

Hunt the Wren - Shelg yn Drean (Song in G major)

6' 3' 3' 3' 6' 1 3 3 3 3' 2' 2' 2' 2' 1' 2' 3' 4' 5' 6' 3' 3' 3' 6'

1 2 1 1/2 1/2 6' 6' 3' 6' 1 3 3 3 1 1 1 2 3 3 1 1/2 6'

5' 5' 3' 5' 6' 1/2 1 2 1 1 1 2 3 3 1 1/2 6' 5' 5' 3' 5'

14

1. [We'll] Hunt the wren says Robin the Bobbin,
 We'll hunt he wren, says Richie the Robin,
 We'll hunt the wren, says Jack O' the Land,
 We'll hunt the wren, says Everyone
Where O Where? Says etc.
 In yonder green bush

2. We'll hunt the wren
How will we cook him?
 In the brewer's big pan

3. We'll hunt the wren
How shall we eat him?
 With knives and forks

4. We'll hunt the wren
Who'll come to dinner?
 The King and the Queen

5. Eyes to the blind, legs to the lame, luck [or pluck] to the poor, and
 bones to the dog
(Omit B tune)

The wren, the wren, is King of all birds,
 St Stephen's Day, he's caught in the furze,
 Although he is little, his family's great,
 We pray you good people to give us a treat [trate]!

Set 10 Birlinn Ghorree Chrovan

D Bm G A
 6 6 5 4 4 4 6' 6' 6' 0 1 2 2
Co-Chiaull "O vans ny ho - van O, Hir-ree O sy ho - van;
 D Bm F#m G D A D
 6 6 5 4 4 2 1 1 2 4 5 6
 O vans ny ho - van O, Bir-linn Ghor ree Chro - van.

Co-Chiaull:

*O vans ny hovan O,
 Hirree O sy hovan;
 O vans ny hovan O,
 Birlinn Ghorree Chrovan.*

1. Kiart ayns lhing ny Loghlynee
 Haink nyn Ree gys Mannin
 Tessyn mooiryn freayne roie
 Birlinn Ghorree Chrovan.

Co-Chiaull

2. Datt ny tonnyn, heid yn gheay
 Ghow yn skimme aggle;
 Agh va fer as daanys ayn,
 Hie yn Ree dy stiurey.

Co-Chiaull

3. Daag ad Eeley er nyn gooyl
 Shiaull' my yiass gy Mannin;
 Eeanlee marrey, raunyn roie,
 Birlinn Ghorree Chrovan.

Co-Chiaull

4. Hrog ad seose yn shiaull mooar mean,
 Hum ny maidjyn tappee -
 Gour e vullee er y cheayn,
 Cosney'n Kione ny hAarey.

Co-Chiaull

5. Stiagh gy Balley Rhumsaa hie
 Birlinn Ghorree Chrovan;
 Ooilley dooiny er y traie
 Haink dy oltagh' Gorree.

Co-Chiaull

6. Jeeagh er Raad Mooar Ghorree heose -
 Cryss smoo gial 'sy tuinney,
 Cowrey da ny Manninee
 Reiltys Ghorree Chrovan.

Co-Chiaull

This words to this song were adapted by George Broderick, Douglas Fargher and Brian Stowell to a Hebridean tune. It tells of King Orry's voyage to Mann from Islay in c.1079.

Set 11

Colbagh Breck

Chords: Bm, A, F#m, Bm, A, Bm, F#m, Bm, A, Bm, F#m, Bm, A, Bm, F#m, D, F#m, D, F#m, Bm, Bm, A, F#m, Bm, A, Bm, F#m, Bm.

Fret numbers: 6' 1 0 2 4 2 2 4 2 4 6' 1 0 2 4 1 1 2 1 4 2 4 6' 1 0 2 4 1 1 2 1 4 4 5 6 5 4 2 2 4 2 4 4 5 6 5 4 1 1 2 1 4 6' 1 0 2 4 2 2 4 2 4 6' 1 0 2 4 1 1 2 1

Three Little Boats [Em]

Chords: Em, D, Em, Bm, Em, G, D, Em, Em, Am, Em, Am, Em, G, D, Em.

Fret numbers: (0) 1 5 5 5 4 3 3 4 3 5 5 4 (6) (6) (0) 1 5 5 5 4 3 2 1 1 1 1 2 3 4 5 5 3 4 5 5 4 3 2 1 1/2 2 1 1/2 2 1 3 4 5 4 3 3 2 1 1 1 2 3 4 5 5

Three Little Boats [Am]

Am G Am Em

5 2 2 2 1 1/2 1/2 1 1/2 2 2 1 5 5

Am C G Am

5 2 2 2 1 1/2 6' 5' 5' 5' 5' 6' 1/2 1 2 2

Am Dm Am Dm Am

1/2 1 2 2 1 1/2 6' 5' 4' 6' 5' 4' 6' 5'

C G Am

1/2 1 2 1 1/2 1/2 6' 5' 5' 5' 6' 1/2 1 2 2

Three Little Boats [Bm]

Bm A Bm F#m

4 1 1 1 0 6' 6' 0 6' 1 1 0 4 4

Bm D A Bm

4 1 1 1 0 6' 5' 4' 4' 4' 4' 5' 6' 0 1 1

Bm Em Bm Em Bm

6' 0 1 1 0 6' 5' 4' 3' 5' 4' 3' 5' 4'

D A Bm

6' 0 1 0 6' 6' 5' 4' 4' 4' 5' 6' 0 1 1

Moirrey ny Cainle

Staff 1: Chords: D, Em, D, A. Fret numbers: 2 6' 2 4 3 2 | 1 3 5 3 | 2 4 6 5 4 | 3 4 3 2 1 0

Staff 2: Chords: D, Em, A, G, D. Fret numbers: 6' 2 4 3 2 | 1 3 5 5' | 0 2 1 0 | 6' _____

Staff 3: Chords: A, D, G, D, A. Fret numbers: 6' 5' 0 2 | 5' 4' 6' 2 | 4' 3' 5' 4' | 6' 5' 0 2 | 1 0

Staff 4: Chords: D, Em, A, G, D. Fret numbers: 6' 2 4 3 2 | 1 3 5 5' | 0 2 1 0 | 6' _____

The Fathaby Jig

Staff 1: Chords: D, G, D, A7. Fret numbers: 6' 5' 4' | 2 2 4 2 | 1 1 2 2' | 4' 2 2 4 2 | 3' 5' 2' 3'

Staff 2: Chords: D, G, D, A, D. Fret numbers: 4' 2 2 4 2 | 1 1 2 2' | 2' 1' 2' 2' | 3' 4' 5' 6'

Staff 3: Chords: D, G, D, G, D, A. Fret numbers: 5' 4' 2' 2' | 1' 2' 4' 2' | 2' 1' 2' 4' 2' | 2' 1' 2' 5' | 4' 3' 4' 5'

Staff 4: Chords: D, G, D, G, D, A, D. Fret numbers: 4' 2' 2' 1' | 2' 4' 2' 2' | 1' 2' 2' 1' | 2' 2' 1' 2' | 2' 3' 4' 5' | 6'

Set 13

Arrane y Chlean

Here Comes Tom Dukes A-Riding

Car y Phoosee

The musical score for "Car y Phoosee" is presented in six staves of guitar tablature. The key signature is one sharp (F#) and the time signature is 6/8. The score includes various chords (D, A, G) and fret numbers (0, 2, 3, 4, 5, 6) for each string. A double bar line with first and second endings is used in the second staff.

Staff 1: Chords: D, A. Fret numbers: 6' 4' 4' 4' 5' 6' 4' 4' 4' 5' 6' 4' 4' 4' 3' 2' 3' 5' 5' 5' 6'

Staff 2: Chords: 1.D, 2.D. Fret numbers: 0 5' 5' 5' 6' 0 5' 5' 5' 6' 0 5' 5' 5' 4' 3' 4' 6' 6' 6' 4' 6' 6' 6'

Staff 3: Chords: D, A, D, G, A. Fret numbers: 4' 3' 2' 3' 4' 3' 4' 5' 4' 6' 6' 6' 4' 3' 2' 3' 4' 4' 3' 2' 1' 5' 5' 5' 4' 3'

Staff 4: Chords: D, A, D, A, D. Fret numbers: 2' 3' 4' 3' 4' 5' 4' 5' 6' 5' 2 2 2 2 1 2 3 4 6' 6' 6'

Staff 5: Chords: A, D. Fret numbers: 0 5' 5' 5' 6' 0 5' 5' 5' 6' 0 5' 5' 5' 4' 3' 4' 6' 6' 6'

Staff 6: Chords: A, D. Fret numbers: 0 5' 5' 5' 6' 0 5' 5' 5' 6' 0 5' 5' 5' 4' 3' 4' 6' 6' 6'

Set 14

Hop-tu-Naa

D G A D
 Ta shenn Oie Houn-ey, Hop-tu-Naa! Ta'n eayst soil-shean, Trol la laa! Ta
 shenn Oie Houn-ey, Hop - tu-Naa! Ta'n eayst soil - shean, Trol-la-laa!
 Hop - tu-Naa as Trol - la-laa, ta shenn Oie Houn-ey, Hop - tu-Naa!
 Hop - tu-Naa as Trol - la-laa, ta shenn Oie Houn-ey, Hop - tu-Naa!

2. Nought Oie Houney, Hop-tu-Naa! Mairagh Laa Houney, Trol-la-laa! x 2
Hop-tu-Naa as trol-la-laa, ta shenn Oie Houney, Trol-la-laa! x 2

3. Veeit mee poul kayt, Hop-tu-Naa! Ren eh scrysey, Trol-la-laa! x 2
Hop-tu-Naa as trol-la-laa, ta shenn Oie Houney, Trol-la-laa! x 2

4. Ren mee roie, Hop-tu-Naa! Roie mee gys Nalbin, Trol-la-laa! x 2
Hop-tu-Naa as trol-la-laa, ta shenn Oie Houney, Trol-la-laa! x 2

This is a shortened version of the song. It's also good in the keys of G and A
 Chorus: Hop tu Naa! It's Old Hollantide Night!
 v1 It's Old Hollantide Night, the moon is shining
 v2 Tonight is Hollantide Night, tomorrow is Hollantide Day
 v3 I met a pole-cat and it scratched [or grinned?]
 v4 I ran to Scotland...

Set 15

Mylecharaine's March

D **A D** **Em**

D 6' 0 6' 2 6' 0 6' 2 6' 0 6' 2 3 4 6 5 6 5' 4' 3' 4' 5'
A **D**

6' 0 6' 5' **D** 0 6' 5' 2' 3' 4' 5' 6' 0 6' 2 3 4 6
Em **D** **Em** **A** **D**





5 5 4 3 2 3 4 5 6 5 6' 0 6' **A** 2 1 0
A **D** **A**

6' 0 6' 5' 4' 6' 5' 6' 5' 4' 3' 4' 5' 6' 0 6' 5' 4' 6' 5' 0 2 0 6'
D **Em**

5' 2' 3' 2' 4' 5' 6' 0 6' 2 3 4 6 5 5 4 3
D **Em** **A** **D**

2 3 4 5 6 5 6' 0 6'

Berree Dhone

D **Bm** **D** **A** **D** **G** **A** **D**

6' 6 4 3 2 6' 5' 4' 5' 0 6' 5' 4' 6' 2 4 3 5 2 6
D **Bm** **D** **A** **D** **G** **A** **D**

6 5 6 4 3 4 4' 6' 4' 5' 0 6' 5' 4' 6' 2 4 3 5 2 6
A **D** **A** **D** **A** **D** **G** **A**

5' 2 6' 5' 4' 5' 4' 3' 4' 3' 2' 5' 2 6' 5' 4' 5' 6' 0 1 2
D **Bm** **D** **A** **D** **G** **A** **D**

6' 6 4 3 2 6' 5' 4' 6' 5' 0 6' 5' 4' 6' 2 4 3 5 2 6